

02 Central Shopping Arcade Area

Himimachi and Chuomachi shopping arcades are decorated with the characters of Himi-born manga artist Fujiko Fujio (A). You can enjoy character statues and Ninja Hattori-kun Automaton Clock as you stroll down the street.



1 Himi City Shiohaze Gallery Fujiko Fujio (A) Art Collection

A collection of Fujiko Fujio (A)'s art works is on exhibit. Stand in front of the digital manga screen and Hattori-kun will engage you with his ninja arts! A place you can enjoy with the kids.

☎(0766) 72-4800
Hours 10:00 am to 5:00 pm
Closed Year-end/
New Year holiday
Admission: ¥200 for
adults; free for high
school students and younger

Get merch
here, too!

Postcards for sale

2 Ninja Hattori-kun Automaton Clock

Every hour on the hour when the clock strikes, Ninja Hattori-kun and his six character friends appear and put on a show!
9:00 am to 7:00 pm on the hour (every 30 min on Saturdays, Sundays and holidays)
* In summer until 9:00 pm; no winter show



3 Cute Statues of Fish

Statues of Fujiko Fujio (A)'s original characters based on fish and sea creatures from Toyama Bay, especially the Himi yellowtail. Eight types in all, you'll see them along Manga Road.

There are lots of
Fujiko Fujio (A)
character statues
around the
shopping arcade!
Be sure to come
see them!

★ ← Look for this symbol!



Come see
us!

© 藤子スタジオ

TOPICS Himi Tsumami-gui (Snacking) Coupons

Use the Himi snacking coupons to enjoy walking around and tasting things from the 15 shops in the shopping arcade. You can use them in restaurants and shops that sell processed marine products, wheat gluten, bakery goods, Japanese sweets, etc., in exchange for lots of things, including soft serve ice cream and dried squid. When visiting Himi, purchase these coupons to enjoy your walk around the town even more!

- A set of three coupons costs ¥400. (As a rule, it is one coupon per person.)
- If you travel on the JR Himi Line, you will receive a one-day free pass on the City Circulator Bus.
- 300 yen off a rent-a-cycle (power-assisted bike) (standard fee: ¥500) (No rentals in winter)



Sold in these
locations

Himi Ban-ya gai (Michi-no-Eki Himi)
☎(0766) 74-3521
Himi City Tourism Association
(at JR Himi Station)
☎(0766) 74-5250

Experience Himi!

4 Fish auction tour at Himi Fishing Port

Himi Fishing Port is a leading port for fish catches in Toyama Bay. Auctions start at the market at 6:00 am, and can be observed from the second floor of the building.

Auction hours: 6:00 am (for about 1-2 hrs), Monday to Saturday
Closed: Sundays, holidays and market days off • Observation is free
To reserve or for more information:
Himi Fishermen's Cooperative Association ☎(0766) 74-0170



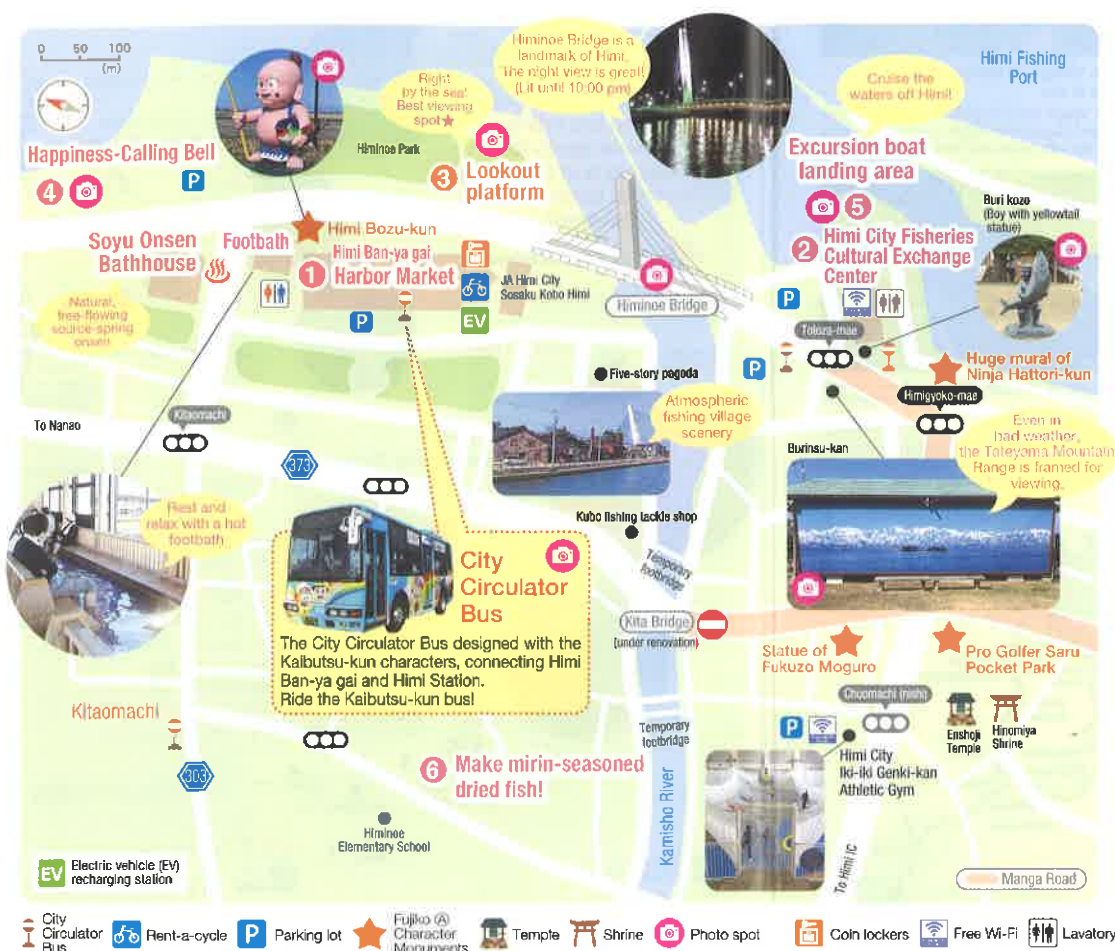
NEWS Volunteer Guide Group "Tsumama no Kai"

Members of the volunteer sightseeing guide group "Tsumama no Kai" will guide you around Himi. The guides can entertain you with the local dialect.

Free of Charge
* Transportation fee per guide ¥1,000
(If guide stays with you over lunch, please pay for their lunch)
Guide area: within the city of Himi
Reservation deadline: No later than 5 days
including the day you need a guide.
Inquiries: Himi City Tourism Association
☎(0766) 74-5250 Fax (0766) 74-5453

03 Himinoe Park Area

Himi Ban-ya gai Harbor Market is a recommended spot, along with facilities at which to experience fishing village culture. Enjoy this town of great seafood with all of your senses!



1 Himi Ban-ya gai Harbor Market

A Michi-no-Eki rest area offering fresh and dried marine products and other processed goods, souvenirs, conveyor belt sushi and other restaurants and attractions found only in Himi!
☎(0766) 72-3400
Hours Fresh fish shops: 8:30 am-6:00 pm
Dry goods shops: 8:30 am-6:00 pm
Food court: 8:30 am-7:00 pm
Restaurants: 11:00 am-7:00 pm
Conveyor belt sushi: 10:00 am-9:00 pm
Closed New Year's Day

2 Himi City Fisheries Cultural Exchange Center

The 70-meter-long Etchu-style set net will take your breath away! See wooden boats made by expert boatbuilders, fishing gear and folk tools. Experience the fishing culture of Himi.

☎(0766) 74-8018
Hours 9:00 am to 5:00 pm (last entry at 4:30 pm)
Closed Wednesdays (the next day if a holiday), day
after a holiday, and the year-end/New Year holiday
Admission: free



3 Lookout platform

A lookout platform in the style once used for tuna spotting, with a yacht sail motif. The sea is right before your eyes and the amazing view feels great!



4 Happiness-Calling Bell

Try ringing the bell to attract happiness while looking out at Karashima Island. Recommended for your love life!

TOPICS Seaside Rent-a-Cycle

Ride a bicycle around Himi and feel the sea breeze against your skin!

🚲 Cycle Stations

Himi Ban-ya gai (Michi-no-Eki Himi)
☎(0766) 74-3521
Himi City Tourism Association (at JR Himi Station)
☎(0766) 74-5250
Amaharashi Station Tourist Information Center
(at JR Amaharashi Station)
☎(0766) 44-0659

Full-day rate Power-assisted bike: ¥500
Regular bike: ¥200
* 24-inch regular bicycles also available for higher-grade children at elementary school.

Rental hours 9:00 am to 5:00 pm
(last rental at 4:00 pm)

* Be sure to return by 5:00 pm. Bicycles cannot be rented overnight. * Bicycles can only be used within Himi. * Only a limited number of bikes are available. * Upon rental, you must write your name, address and telephone number, and show ID. * Rentals are closed from December 30 to January 3, on bad weather days, and during the winter.

You can return
your rented bike at
any cycle station!



Regular bike (26-inch)



Power-assisted bike





Tateyama Kurobe Alpine Route (about 1 hr)
Cross the Northern Alps using cable car, ropeway and bus on this high-mountain, international sightseeing route.



Fugan Canal Kansui Park (Toyama City) (about 1 hr)
A green waterside park surrounding Fugan Canal. The Toyama Prefectural Museum of Art & Design is nearby, along with a restaurant and café. A sightseeing spot within walking distance from Toyama Station.

A green waterside park surrounding Fugan Canal. The Toyama Prefectural Museum of Art & Design is nearby, along with a restaurant and café. A sightseeing spot within walking distance from Toyama Station.



Historic Village of Gokayama (about 1 hr 40 min)
Ainokura Village has 24 traditional thatched roof houses and Suganuma Village nine. It is a World Heritage site with people still living in the houses.

Ainokura Village has 24 traditional thatched roof houses and Suganuma Village nine. It is a World Heritage site with people still living in the houses.



Kenrokuen (Kanazawa) (about 1 hr)
One of Japan's three most famous landscape gardens. The stone lantern, pond, and flower-viewing bridge are notable features of this luxurious garden of the Kaga domain, beautiful in every season.

One of Japan's three most famous landscape gardens. The stone lantern, pond, and flower-viewing bridge are notable features of this luxurious garden of the Kaga domain, beautiful in every season.

ACCESS



Expressway	
From Tokyo	Nerima IC → Kan-Etsu Expwy → Fujikita JCT → Joetsu-Etsu Expwy → Joetsu JCT → Hokuriku Expwy → Oyabe-Tanami JCT → Himi-Minami IC → Himi IC → Himi-Kita IC → Naderara IC → Nanao IC
From Osaka	Suita IC → Meishin Expwy → Maibara JCT → Hokuriku Expwy → Toyama JCT → Himi-Kita IC → Himi IC → Himi-Minami IC → Oyabe-Tanami JCT
From Nagoya	Komaki IC → Meishin Expwy → Chiryu JCT → Tokai-Hokuriku Expwy → Toyama JCT → Himi-Kita IC → Himi IC → Himi-Minami IC → Oyabe-Tanami JCT
Bus	
From Tokyo	Tokyo Highway Bus → Toyama Sta → Buri Kani Bus (1 hr 25 min) → Himi Ben-ya ga → Himi Anzuru Onsen → Iwaido Onsen → To Wakura
From Nagoya	Nagoya Highway Bus (4 hr 20 min) → Toyama Sta → Buri Kani Bus (1 hr 25 min) → Himi Ben-ya ga → Himi Anzuru Onsen → Iwaido Onsen → To Wakura
Train	
From Tokyo	Tokyo Sta → Hokuriku Shinkansen (about 2 hrs) → Toyama Sta → Joetsu Line (about 30 min) → Himi Sta
From Osaka	Osaka Sta → Tokaido Shinkansen (about 2 hrs 40 min) → Toyama Sta → Joetsu Line (about 30 min) → Himi Sta
From Nagoya	Nagoya Sta → Tokaido Shinkansen (about 2 hrs 40 min) → Toyama Sta → Joetsu Line (about 30 min) → Himi Sta

For Inquiries

Himi City Tourism Association tel. (0766) 74-5250

1-12-18 Iseomachi, Himi City, Toyama 935-0015 fax. (0766) 74-5453

Get all kinds of info on Himi from our tourism portal site: <http://www.kitokitohimi.com/>

<http://www.kitokitohimi.com/>



Issued in March 2018

04 Northern Area

There are lots of things to see, from the shopping arcade to the fishing port to Asahiya Park, from hidden spots to popular ones. We'll introduce great spots for views of the mountains and sea!



Rent-a-cycle Photo spot Flower/Tree Viewing Spot Hot spring Coin lockers Free Wi-Fi Lavatory



1 Ozakai Cave habitation site

A 35-meter-deep cave, the first in Japan to be excavated—in 1918. The dig elucidated differences between the prehistoric Jomon period and Yayoi period (ca. 300 BCE–300 CE). The cave offers great value to Japanese archaeology; items found include large prehistoric stone rods and stone knives, along with human skeletons with pulled teeth and facial tattoos.

2 Kudenhama footpath

A lookout point from a tangerine orchard atop a hill provides a panoramic view of the tranquil sea—a great spot for seeing the Tateyama Mountain Range in the distance across the sea.



3 Forest Floral Himi Aiyama Garden

A huge garden about 4.4 hectares (almost 11 acres) in size with about 200 varieties of roses, plus tulips, carnations, wild grasses and flowers, and other items of natural beauty in every season.

Hours 9:00 am to 5:00 pm (last entry at 4:30 pm)
Closed Open all year round
Admission: ¥800 for adults; ¥400 for elementary and junior high school students



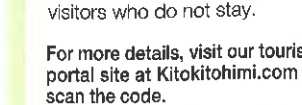
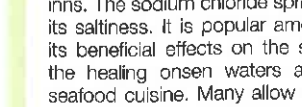
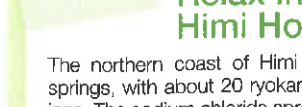


4 Sunrise over the Tateyama Mountain Range and Abugashima Island

The 3,000-meter Tateyama Mountain Range can be seen from all along the Himi coastline as if floating above Toyama Bay. This breathtaking view can be experienced only 50 days a year or so. The sunrise is another magical scene.

Sunrise over the Tateyama Mountain Range and Abugashima Island



A lookout point from the tangerine orchard atop the hill!



Experience Himi!

Strawberry Picking

Strawberries can be picked from January to May. (Reservations required)

Season and times: January to May; 10:00 am to 4:00 pm
(Reservations accepted every hour; picking lasts about 30 min)
Basic charge: ¥1,500 for adults; ¥1,000 for children; 3 and under free * The charge varies according to season.

Water Bamboo Picking

Pick the popular and healthy water bamboo. It's like cutting rice plants.

Season and times: late September to October; 10:00 am to 2:00 pm
(Reservations accepted every hour; picking lasts about 30 min)
Charge: ¥1,000

Himi Apple Picking

You may find cute apples with a heart mark or lettering!

Season and times: October to November; 10:00 am to 2:00 pm
(Reservations accepted every hour; picking lasts about 30 min)
Charge: ¥1,000

* The harvesting season may change due to the weather or other factors. For details, call the number below.

To reserve or for more information
Himi City Tourism Association ☎ (0766) 74-5250

5 Ao Castle Ruins Cliff and Omega Sunrise

The Ao Castle Ruins above a cliff by the coast date back to a castle built in the 15th–16th century. The lookout point offers a spectacular, panoramic view. The sunrise can be seen over the horizon from late April to August. In early summer, a mirage can sometimes be seen in which the sun looks like the Greek letter, omega (Ω).

Relax in Himi Hot Spring Village!

The northern coast of Himi has many hot springs, with about 20 ryokan and minshuku inns. The sodium chloride spring is known for its saltiness. It is popular among women for its beneficial effects on the skin. They offer the healing onsen waters and exceptional seafood cuisine. Many allow day bathing for visitors who do not stay.

For more details, visit our tourism portal site at <http://www.kitokitohimi.com> or scan the code.

<http://www.kitokitohimi.com/site/stay/>



氷見 HIMI

areas

01 Himi Station-front Area

02 Central Shopping Arcade Area

03 Himinoe Park Area

04 Northern Area

05 Southern Area



Travel around

5 areas of Himi

Discover all that is

great about

Himi

Discover all that is

great about

Himi

Discover all that is

great about

Copyright © 2018 Himi City Tourism Association. All rights reserved.



Life in Himi with the Blessings of Nature

The Tateyama Mountain Range appears to be floating in the sky beyond the deep blue Toyama Bay. This breathtaking scenery can be experienced only 50 days a year or so. People in Himi have lived a life in an abundance of food since the Jomon period roughly 4,000 years ago, fishing in the sea and receiving other blessings from the mountains and fields around them.



Toyama Bay, which gets nutrients from Northern Alps snow melt, is a natural fishing ground, inhabited by approximately 500 species of fish. The waters off the shore of Himi have been abundant with fish since ancient times, due to the geography and currents. Etchu-style set net fishing, which originated in Himi and is used to catch winter yellowtail, does not damage the fish; it also maintains high freshness, and is a sustainable, eco-friendly way of fishing that was thought up by Himi fishermen 400 years in the past and refined over time.

The residents of this area are blessed with this daily abundance of "kitokito" (fresh) fish; they sense the passing of seasons through the changes of the seasonal catch. This is a true wealth that quietly supports people in their daily lives.

Welcome to Himi, a place that heals people in body and spirit.



View of Tateyama Mountain Range beyond Kuroshima Island

Himi City,
Toyama Prefecture

Himi City is located in the northern part of Toyama Prefecture, at the eastern base of Mount Tsurumi. It has a population of about 60,000 and its main industries are fishing and agriculture. The meaning of the characters "氷見" as "Himi" is now the meaning of a view of icebergs, derived from the fact of the snow-capped Tateyama Mountain Range across the sea. "Himi" is also a homonym for "ice" sea, a phenomenon when the sea dries up and becomes land.



One of the Most Beautiful Bays in the World

Toyama Bay is about 2,120 square kilometers in size and has a maximum depth of over 1,000 meters. The Tateyama Mountain Range seen across the bay presents a spectacular view. This cross-bay view of the majestic 3,000-meter range can only be seen from the Aomori Coast to the Himi Coast. The beauty of Toyama Bay was recognized in October 2014 with its inclusion into "The Most Beautiful Bays in the World."



Sunrise over the Tateyama Mountain Range and Aomori Island

01 Himi Station-front Area

The Himi Station-front area is slightly retro and has a light, historical feel. Why not take a walk around?



City Circulator Bus Rent-a-cycle Parking lot Temple Shrine Photo spot Coin lockers Free Wi-Fi Lavatory



1 Himi City Tourism Association

"What should I go see?" "Where can we find tasty food?" We welcome all questions! Also, you can rent a bicycle here.

Himi City Tourism Association

☎(0766) 74-5250

See 03 Himinoe Park Area for information on renting bicycles.



2 Himi City Museum



4 Johana Line/Himi Line sightseeing train "Belles montagnes et mer" ("Berumonta") (Reserved seats only)

Go from Shin-Takaoka or Takaoka Station to Himi. The "Berumonta" is a sightseeing train considered an "art gallery on wheels." Onboard services include a mini Toyama Bay sushi set (¥2,000) or light alcohol set (¥1,500).




Station announcement are only available on the



NEWS Gion Festival and its Magnificent Floats

The festival is held annually on July 13 and 14. Its origins date back 300 years or so to the procession of the portable shrine on which the divine spirit of Kyoto's Yasaka Shrine rides to stop a disease pandemic. The procession is accompanied by an ethereal lute, powerful taiko drumming and high-spirited calls as the portable shrines and floats are rolled through the streets.



TOPICS See Himi Using Public Transportation!

City Circulator Bus

The City Circulator Bus takes a route connecting Himi-ekimae, Himi Ban-ya gai and Himi City Hospital. The fare is 100 yen anywhere you go! So, if you get tired walking around, feel free to hop on the bus to get around.



City Circulator (clockwise/counter-clockwise)	
Weekdays/Saturdays	Himi-ekimae ↔ Himi Ban-ya gai ↔ Himi City Hospital
Via Himi Ban-ya gai to Himi City Hospital	Himi-ekimae ↔ Himi Ban-ya gai ↔ Himi City Hospital
Weekdays/Saturdays	Himi Ban-ya gai ↔ Himi-ekimae ↔ Himi Ban-ya gai
Saturdays, Sundays, holidays	Himi Ban-ya gai ↔ Himi-ekimae ↔ Himi Ban-ya gai
Single ride	Adult: ¥100 (uniform fare) Child: ¥50 (uniform fare)

* The bus runs on the holiday schedule from Aug. 14-16 and Dec. 30-Jan. 3.
* For more detailed schedules, search for "Kaetsunou Bus." ☎(0766) 74-0750



City Circulator Bus schedule J

Waku-Liner

Waku-Liner is an express bus between Takaoka and Wakura Onsen. Four buses run daily, stopping at Shin-Takaoka Station on the Hokuriku Shinkansen and Himi Ban-ya gai, among other stops.

* For more details on the time required, refer to the ACCESS info on the back of this guide.

Transportation Contact Numbers

- Heiwa Kotsu (taxi) ☎(0766) 91-0303
- Tsubame Kotsu (taxi) ☎(0766) 74-0402
- Nishizuka Rent-a-car ☎(0766) 72-2184
- Kaetsunou Bus Himi Office ☎(0766) 74-0750 (local bus/highway bus)



Toyama Free Wi-Fi can be used where this symbol is displayed.



Tateyama Kurobe Alpine Route (about 1 hr)
Cross the Northern Alps using cable car, ropeway and bus on this high-mountain, international sightseeing route.



Fugan Canal Kansui Park (Toyama City) (about 1 hr)

A green waterside park surrounding Fugan Canal. The Toyama Prefectural Museum of Art & Design is nearby, along with a restaurant and café. A sightseeing spot within walking distance from Toyama Station.



Historic Village of Gokayama (about 1 hr 40 min)

Ainokura Village has 24 traditional thatched roof houses and Suganuma Village nine. It is a World Heritage site with people still living in the houses.

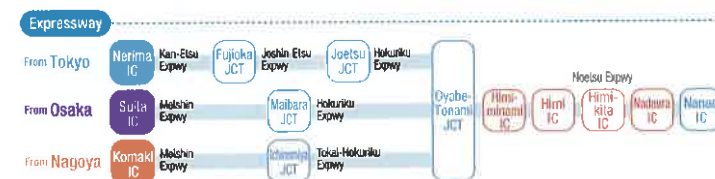


Kenrokuen (Kanazawa) (about 1 hr)

One of Japan's three most famous landscape gardens. The stone lantern, pond, and flower-viewing bridge are notable features of this luxurious garden of the Kaga domain, beautiful in every season.

Photo courtesy of Kanazawa City

ACCESS



Time Required from Airports

From Toyama Kitokito Airport: Hokuriku Expwy / Noetsu Expwy (Himi IC) about 50 min

From Komatsu Airport: Hokuriku Expwy / Noetsu Expwy (Himi IC) about 1 hr 10 min

From Noto Airport: Noetsu Expwy (Himi IC) about 1 hr 30 min

For Inquiries

Himi City Tourism Association tel. (0766) 74-5250

1-12-18 Iseomachi, Himi City, Toyama 935-0015 fax. (0766) 74-5453

Get all kinds of info on Himi from our tourism portal site: <http://www.kitokitohimi.com/>

<http://www.kitokitohimi.com/>

“Kitokito” Gourmet Dining in Himi!

Himi is Famous for its Fresh Fish!

Nearly 300 kinds of fish are caught and brought in to Himi Fishing Port, including buri (yellowtail), the premier winter catch in Toyama Bay, along with Himi sardines and Himi tuna. The sushi made with freshly caught fish is excellent.



Buri-shabu



Sashimi



Sushi

Himi's Sustainable Set Net Fishing

A brilliant idea from Himi fishermen! Set net fishing has been used in Himi for over 400 years. Improvements made by Himi fishermen from the late 19th century into the modern era led to its naming and international recognition as “Echu-style” set net fishing.

Go on a set net fishing tour!
Take an excursion boat to get a rare view of the set net fishing grounds. (Reservations required)

For Inquiries
Himi City Tourism Association
(0766) 74-5250

Seasonal Fish in Himi

Spring Mar - May	Summer Jun - Aug	Autumn Sep - Nov	Winter Dec - Feb
Halfbeak True sardine Flounder Mackerel Common octopus Black sea bream	Flying fish Red sea bream Bluefin tuna Jack mackerel Gazami crab Cutlassfish	Red-spotted grouper Dolphin fish Barracuda Bonito Kuruma prawn Bigfin reef squid	Buri (yellowtail) Japanese common squid Spear squid Goosetfish Pacific cod Black scraper

A Rich Variety of Fish in Every Season
In addition to yellowtail, winter is also the season for squid and cod, while the bounty in summer includes flying fish and bluefin tuna.

For gifts to take home, fresh fish, processed marine products, agricultural products, local sake, and sweets are all available!



Himi Dining—More than Yellowtail!

Himi is also known for its udon, beef, and curry. These epicurean delights can be experienced in any season.



Himi Zanmai Gozen

This set menu of dishes made with fresh, seasonal ingredients from Himi is available for a limited period at inns, Japanese restaurants and sushi shops, provided as a special choice on regular menus (minimum of two meal orders, reservation required).



Himi Udon

Firm noodles that go down smoothly. Delicious either cold or served in hot water, Himi udon has keen fans all over Japan.



Himi Beef

Himi Beef is fresh and has an ideal texture and proportion of fat. The cattle are raised with care by individual producers in a hilly, green environment. Himi Beef is a brand of pride for Toyama Prefecture.



Himi Curry

Curry is a leading B-class gourmet cuisine dish loved by everyone. Himi Curry is locally made with Himi-produced dried sardines and is served at restaurants around Himi with a special curry section on the menu.

Enjoy the same great taste of Himi with your family and friends!



TAKE FREE

English

Area Guide to Himi City, Toyama Prefecture

氷見

HIMI

areas

- 01 Himi Station-front Area
- 02 Central Shopping Arcade Area
- 03 Himinoe Park Area
- 04 Northern Area
- 05 Southern Area



Travel around
5 areas of Himi
Discover all that is
great here!

